

My Dashboard

Dec 1, 2021 - Dec 31, 2021
Compare to: Nov 1, 2021 - Nov 30, 2021

All Users
+0.00% Sessions

Visits

Dec 1, 2021 - Dec 31, 2021

12,387

% of Total: 100.00% (12,387)

Nov 1, 2021 - Nov 30, 2021

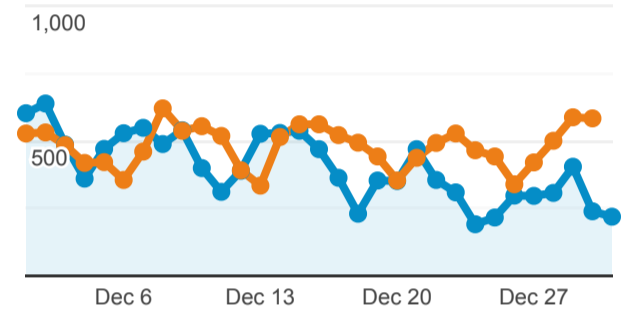
14,357

% of Total: 100.00% (14,357)

Visits and Visits

Dec 1, 2021 - Dec 31, 2021: Sessions

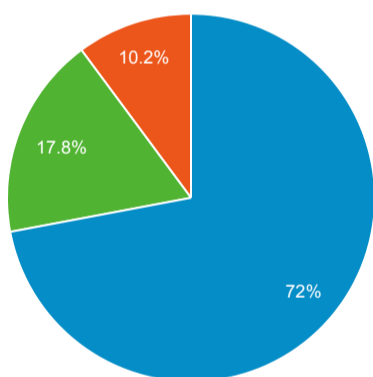
Nov 1, 2021 - Nov 30, 2021: Sessions



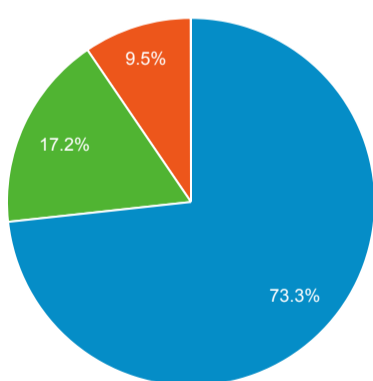
Visits by Traffic Type

organic direct referral (not set) social

Dec 1, 2021 - Dec 31, 2021



Nov 1, 2021 - Nov 30, 2021



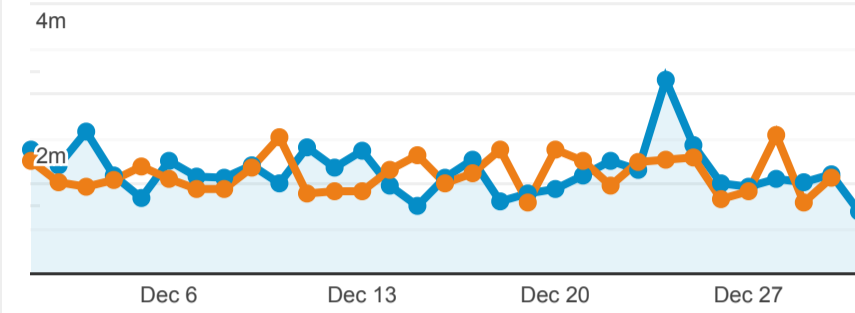
Visits and Pageviews by Mobile

Mobile (Including Tablet)	Sessions	Pageviews
No		
Dec 1, 2021 - Dec 31, 2021	9,066	15,946
Nov 1, 2021 - Nov 30, 2021	11,142	19,375
% Change	-18.63%	-17.70%
Yes		
Dec 1, 2021 - Dec 31, 2021	3,321	4,694
Nov 1, 2021 - Nov 30, 2021	3,215	4,349
% Change	3.30%	7.93%

Avg. Visit Duration

Dec 1, 2021 - Dec 31, 2021: Avg. Session Duration

Nov 1, 2021 - Nov 30, 2021: Avg. Session Duration



Visits and Avg. Visit Duration by Country / Territory

Country	Sessions	Avg. Session Duration
India		
Dec 1, 2021 - Dec 31, 2021	2,591	00:01:26
Nov 1, 2021 - Nov 30, 2021	2,538	00:01:31
% Change	2.09%	-6.11%
United States		
Dec 1, 2021 - Dec 31, 2021	2,088	00:01:08
Nov 1, 2021 - Nov 30, 2021	3,024	00:01:17
% Change	-30.95%	-11.25%
China		
Dec 1, 2021 - Dec 31, 2021	1,271	00:00:40
Nov 1, 2021 - Nov 30, 2021	1,282	00:00:42
% Change	-0.86%	-6.26%
United Kingdom		
Dec 1, 2021 - Dec 31, 2021	469	00:02:13
Nov 1, 2021 - Nov 30, 2021	484	00:01:25
% Change	-3.10%	57.56%
Germany		
Dec 1, 2021 - Dec 31, 2021	378	00:03:39
Nov 1, 2021 - Nov 30, 2021	410	00:01:35
% Change	-7.80%	130.43%
Turkey		
Dec 1, 2021 - Dec 31, 2021	293	00:01:23
Nov 1, 2021 - Nov 30, 2021	300	00:01:53
% Change	-2.33%	-26.92%
Canada		
Dec 1, 2021 - Dec 31, 2021	271	00:00:59
Nov 1, 2021 - Nov 30, 2021	456	00:01:12
% Change	-40.57%	-18.47%
Iran		
Dec 1, 2021 - Dec 31, 2021	252	00:03:18
Nov 1, 2021 - Nov 30, 2021	222	00:02:22
% Change	13.51%	39.83%
Malaysia		
Dec 1, 2021 - Dec 31, 2021	208	00:02:31
Nov 1, 2021 - Nov 30, 2021	248	00:02:22
% Change	-16.13%	6.28%
South Korea		

Browser

Browser	Pageviews
Chrome	
Dec 1, 2021 - Dec 31, 2021	14,195
Nov 1, 2021 - Nov 30, 2021	16,422
% Change	-13.56%
Safari	
Dec 1, 2021 - Dec 31, 2021	2,530
Nov 1, 2021 - Nov 30, 2021	2,681
% Change	-5.63%
Edge	
Dec 1, 2021 - Dec 31, 2021	1,468
Nov 1, 2021 - Nov 30, 2021	1,805
% Change	-18.67%
Firefox	
Dec 1, 2021 - Dec 31, 2021	1,453
Nov 1, 2021 - Nov 30, 2021	1,823
% Change	-20.30%
Opera	
Dec 1, 2021 - Dec 31, 2021	280
Nov 1, 2021 - Nov 30, 2021	335
% Change	-16.42%
Mozilla Compatible Agent	
Dec 1, 2021 - Dec 31, 2021	205
Nov 1, 2021 - Nov 30, 2021	225
% Change	-8.89%
UC Browser	
Dec 1, 2021 - Dec 31, 2021	146
Nov 1, 2021 - Nov 30, 2021	154
% Change	-5.19%
Internet Explorer	
Dec 1, 2021 - Dec 31, 2021	127
Nov 1, 2021 - Nov 30, 2021	83
% Change	53.01%
Samsung Internet	
Dec 1, 2021 - Dec 31, 2021	91
Nov 1, 2021 - Nov 30, 2021	80
% Change	13.75%
Android Webview	
Dec 1, 2021 - Dec 31, 2021	41
Nov 1, 2021 - Nov 30, 2021	41
% Change	0.00%

% New Visits

Dec 1, 2021 - Dec 31, 2021

78.20%

Avg for View: 78.20% (0.00%)

Nov 1, 2021 - Nov 30, 2021


79.80%




Dec 1, 2021 - Dec 31, 2021	183	00:02:49
Nov 1, 2021 - Nov 30, 2021	158	00:00:58
% Change	15.82%	191.35%

79.80%
Avg for View: 79.80% (0.00%) 

Unique Visitors

Dec 1, 2021 - Dec 31, 2021
10,032
% of Total: 100.00% (10,032) 


Nov 1, 2021 - Nov 30, 2021
11,866
% of Total: 100.00% (11,866) 


Pageviews

Dec 1, 2021 - Dec 31, 2021
20,640
% of Total: 100.00% (20,640) 


Nov 1, 2021 - Nov 30, 2021
23,724
% of Total: 100.00% (23,724) 

Pages / Visit

Dec 1, 2021 - Dec 31, 2021
1.67
Avg for View: 1.67 (0.00%) 

Nov 1, 2021 - Nov 30, 2021
1.65
Avg for View: 1.65 (0.00%) 

Avg. Time on Page

Dec 1, 2021 - Dec 31, 2021
00:02:14
Avg for View: 00:02:14 (0.00%) 

Nov 1, 2021 - Nov 30, 2021
00:02:14
Avg for View: 00:02:14 (0.00%) 