

My Dashboard

Dec 1, 2019 - Dec 31, 2019
Compare to: Oct 31, 2019 - Nov 30, 2019

All Users
+0.00% Sessions

Visits

Dec 1, 2019 - Dec 31, 2019

15,145

% of Total: 100.00% (15,145)

Oct 31, 2019 - Nov 30, 2019

17,825

% of Total: 100.00% (17,825)

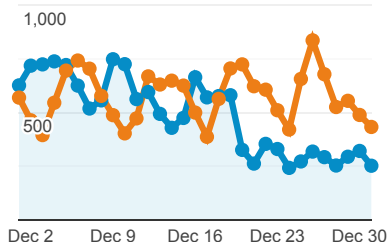
Visits and Visits

Dec 1, 2019 - Dec 31, 2019:

● Sessions

Oct 31, 2019 - Nov 30, 2019:

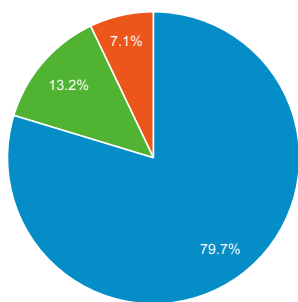
● Sessions



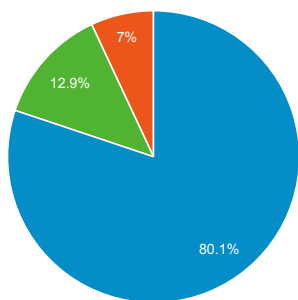
Visits by Traffic Type

■ organic ■ direct ■ referral

Dec 1, 2019 - Dec 31, 2019



Oct 31, 2019 - Nov 30, 2019



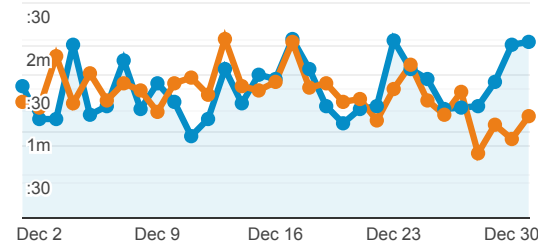
Visits and Pageviews by Mobile

Mobile

Avg. Visit Duration

Dec 1, 2019 - Dec 31, 2019: ● Avg. Session Duration

Oct 31, 2019 - Nov 30, 2019: ● Avg. Session Duration



Visits and Avg. Visit Duration by Country / Territory

Country	Sessions	Avg. Session Duration
India		
Dec 1, 2019 - Dec 31, 2019	3,253	00:01:26
Oct 31, 2019 - Nov 30, 2019	3,786	00:01:26
% Change	-14.08%	0.92%
United States		
Dec 1, 2019 - Dec 31, 2019	3,143	00:01:15
Oct 31, 2019 - Nov 30, 2019	4,451	00:01:24
% Change	-29.39%	-11.30%
China		
Dec 1, 2019 - Dec 31, 2019	582	00:01:27
Oct 31, 2019 - Nov 30, 2019	564	00:01:02
% Change	3.19%	41.75%
United Kingdom		
Dec 1, 2019 - Dec 31, 2019	580	00:01:17
Oct 31, 2019 - Nov 30, 2019	681	00:01:09
% Change	-14.83%	10.62%
Germany		
Dec 1, 2019 - Dec 31, 2019	553	00:01:43
Oct 31, 2019 - Nov 30, 2019	623	00:02:06
% Change	-11.24%	-17.93%
Turkey		

Browser

Browser	Pageviews
Chrome	
Dec 1, 2019 - Dec 31, 2019	18,666
Oct 31, 2019 - Nov 30, 2019	21,731
% Change	-14.10%
Firefox	
Dec 1, 2019 - Dec 31, 2019	2,799
Oct 31, 2019 - Nov 30, 2019	2,818
% Change	-0.67%
Safari	
Dec 1, 2019 - Dec 31, 2019	2,497
Oct 31, 2019 - Nov 30, 2019	2,914
% Change	-14.31%
Edge	
Dec 1, 2019 - Dec 31, 2019	806
Oct 31, 2019 - Nov 30, 2019	1,144
% Change	-29.55%
Opera	
Dec 1, 2019 - Dec 31, 2019	390
Oct 31, 2019 - Nov 30, 2019	385
% Change	1.30%
UC Browser	
Dec 1, 2019 - Dec 31, 2019	386
Oct 31, 2019 - Nov 30, 2019	366
% Change	5.46%
Internet Explorer	
Dec 1, 2019 - Dec 31, 2019	307
Oct 31, 2019 - Nov 30, 2019	218
% Change	40.83%
Samsung Internet	
Dec 1, 2019 - Dec 31, 2019	139
Oct 31, 2019 - Nov 30, 2019	179
% Change	-22.35%
Opera Mini	
Dec 1, 2019 - Dec 31, 2019	84
Oct 31, 2019 - Nov 30, 2019	115
% Change	-26.96%

(Including Tablet) Sessions Pageviews

No		
Dec 1, 2019 - Dec 31, 2019	11,045	20,114
Oct 31, 2019 - Nov 30, 2019	13,490	23,760
% Change	-18.12%	-15.35%
Yes		
Dec 1, 2019 - Dec 31, 2019	4,100	6,179
Oct 31, 2019 - Nov 30, 2019	4,335	6,374
% Change	-5.42%	-3.06%

Dec 1, 2019 - Dec 31, 2019	493	00:01:25
Oct 31, 2019 - Nov 30, 2019	386	00:01:41
% Change	27.72%	-16.25%
Canada		
Dec 1, 2019 - Dec 31, 2019	427	00:01:34
Oct 31, 2019 - Nov 30, 2019	631	00:01:10
% Change	-32.33%	34.03%
Japan		
Dec 1, 2019 - Dec 31, 2019	414	00:00:41
Oct 31, 2019 - Nov 30, 2019	363	00:00:32
% Change	14.05%	28.48%
Malaysia		
Dec 1, 2019 - Dec 31, 2019	273	00:02:33
Oct 31, 2019 - Nov 30, 2019	195	00:01:38
% Change	40.00%	56.57%
France		
Dec 1, 2019 - Dec 31, 2019	231	00:02:17
Oct 31, 2019 - Nov 30, 2019	278	00:01:28
% Change	-16.91%	55.94%

Android Webview	
Dec 1, 2019 - Dec 31, 2019	73
Oct 31, 2019 - Nov 30, 2019	142
% Change	-48.59%

