

My Dashboard

Dec 1, 2018 - Dec 31, 2018
Compare to: Oct 31, 2018 - Nov 30, 2018

All Users
+0.00% Sessions

Visits

Dec 1, 2018 - Dec 31, 2018

13,165
% of Total: 100.00% (13,165)

Oct 31, 2018 - Nov 30, 2018

16,375
% of Total: 100.00% (16,375)

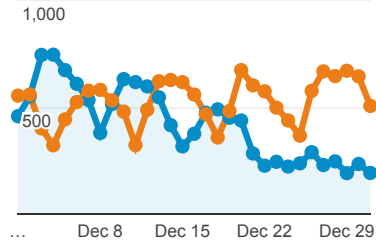
Visits and Visits

Dec 1, 2018 - Dec 31, 2018:

● Sessions

Oct 31, 2018 - Nov 30, 2018:

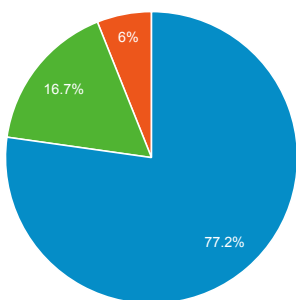
● Sessions



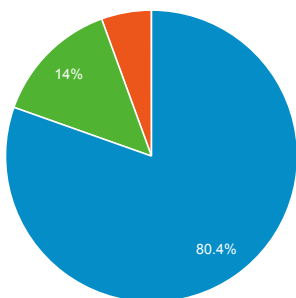
Visits by Traffic Type

organic direct referral twitter

Dec 1, 2018 - Dec 31, 2018



Oct 31, 2018 - Nov 30, 2018

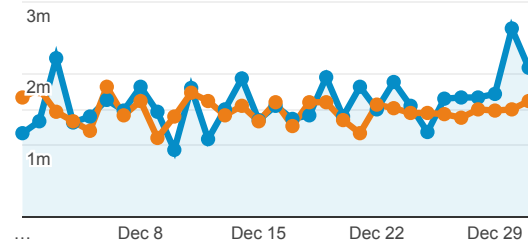


Visits and Pageviews by Mobile

Avg. Visit Duration

Dec 1, 2018 - Dec 31, 2018: ● Avg. Session Duration

Oct 31, 2018 - Nov 30, 2018: ● Avg. Session Duration



Visits and Avg. Visit Duration by Country / Territory

Country	Sessions	Avg. Session Duration
India		
Dec 1, 2018 - Dec 31, 2018	2,758	00:01:32
Oct 31, 2018 - Nov 30, 2018	2,761	00:01:18
% Change	-0.11%	17.95%
United States		
Dec 1, 2018 - Dec 31, 2018	2,670	00:01:23
Oct 31, 2018 - Nov 30, 2018	3,864	00:01:17
% Change	-30.90%	7.36%
United Kingdom		
Dec 1, 2018 - Dec 31, 2018	505	00:00:45
Oct 31, 2018 - Nov 30, 2018	771	00:01:34
% Change	-34.50%	-52.00%
Germany		
Dec 1, 2018 - Dec 31, 2018	479	00:01:19
Oct 31, 2018 - Nov 30, 2018	693	00:01:21
% Change	-30.88%	-2.83%
Canada		
Dec 1, 2018 - Dec 31, 2018	369	00:01:21
Oct 31, 2018 - Nov 30, 2018	627	00:01:06
% Change	-41.15%	23.26%

Browser

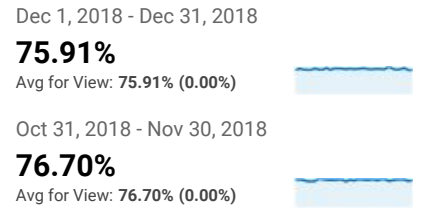
Browser	Pageviews
Chrome	
Dec 1, 2018 - Dec 31, 2018	16,264
Oct 31, 2018 - Nov 30, 2018	20,579
% Change	-20.97%
Firefox	
Dec 1, 2018 - Dec 31, 2018	2,674
Oct 31, 2018 - Nov 30, 2018	2,960
% Change	-9.66%
Safari	
Dec 1, 2018 - Dec 31, 2018	1,517
Oct 31, 2018 - Nov 30, 2018	2,386
% Change	-36.42%
Edge	
Dec 1, 2018 - Dec 31, 2018	906
Oct 31, 2018 - Nov 30, 2018	1,074
% Change	-15.64%
Opera	
Dec 1, 2018 - Dec 31, 2018	415
Oct 31, 2018 - Nov 30, 2018	340
% Change	22.06%
Internet Explorer	
Dec 1, 2018 - Dec 31, 2018	252
Oct 31, 2018 - Nov 30, 2018	399
% Change	-36.84%
UC Browser	
Dec 1, 2018 - Dec 31, 2018	206
Oct 31, 2018 - Nov 30, 2018	144
% Change	43.06%
Samsung Internet	
Dec 1, 2018 - Dec 31, 2018	176
Oct 31, 2018 - Nov 30, 2018	244
% Change	-27.87%
Android Webview	
Dec 1, 2018 - Dec 31, 2018	154
Oct 31, 2018 - Nov 30, 2018	61

Mobile (Including Tablet)	Sessions	Pageviews
No		
Dec 1, 2018 - Dec 31, 2018	10,105	18,387
Oct 31, 2018 - Nov 30, 2018	13,260	23,894
% Change	-23.79%	-23.05%
Yes		
Dec 1, 2018 - Dec 31, 2018	3,060	4,426
Oct 31, 2018 - Nov 30, 2018	3,115	4,697
% Change	-1.77%	-5.77%

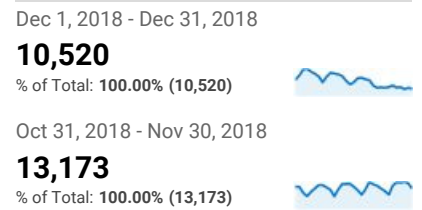
China		
Dec 1, 2018 - Dec 31, 2018	334	00:01:50
Oct 31, 2018 - Nov 30, 2018	320	00:02:05
% Change	4.38%	-11.41%
Turkey		
Dec 1, 2018 - Dec 31, 2018	313	00:01:24
Oct 31, 2018 - Nov 30, 2018	395	00:01:11
% Change	-20.76%	18.03%
France		
Dec 1, 2018 - Dec 31, 2018	294	00:01:58
Oct 31, 2018 - Nov 30, 2018	356	00:01:14
% Change	-17.42%	58.97%
Iran		
Dec 1, 2018 - Dec 31, 2018	292	00:02:26
Oct 31, 2018 - Nov 30, 2018	231	00:03:08
% Change	26.41%	-22.27%
Israel		
Dec 1, 2018 - Dec 31, 2018	256	00:01:25
Oct 31, 2018 - Nov 30, 2018	39	00:00:26
% Change	556.41%	232.03%

% Change	152.46%
Opera Mini	
Dec 1, 2018 - Dec 31, 2018	112
Oct 31, 2018 - Nov 30, 2018	162
% Change	-30.86%

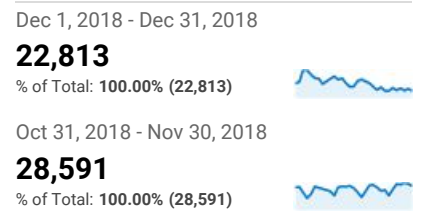
% New Visits



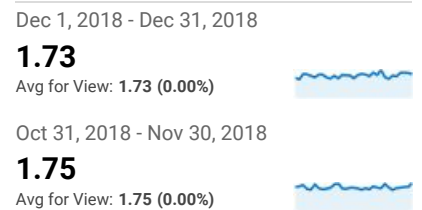
Unique Visitors



Pageviews



Pages / Visit



Avg. Time on Page

