

My Dashboard

Dec 1, 2017 - Dec 31, 2017
Compare to: Oct 31, 2017 - Nov 30, 2017

All Users
+0.00% Sessions

Visits

Dec 1, 2017 - Dec 31, 2017

12,562

% of Total: 100.00% (12,562)



Oct 31, 2017 - Nov 30, 2017

16,600

% of Total: 100.00% (16,600)



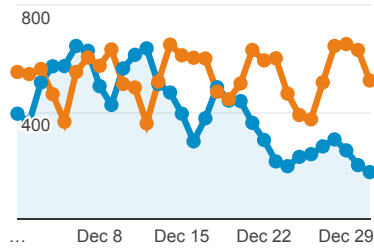
Visits

Dec 1, 2017 - Dec 31, 2017:

● Sessions

Oct 31, 2017 - Nov 30, 2017:

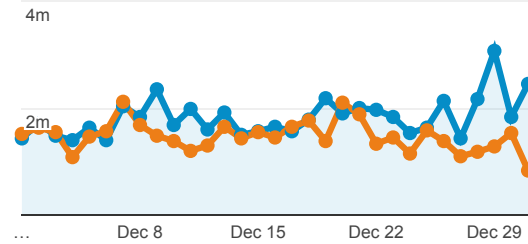
● Sessions



Avg. Visit Duration

Dec 1, 2017 - Dec 31, 2017: ● Avg. Session Duration

Oct 31, 2017 - Nov 30, 2017: ● Avg. Session Duration



% New Visits

Dec 1, 2017 - Dec 31, 2017

74.45%

Avg for View: 74.45% (0.00%)



Oct 31, 2017 - Nov 30, 2017

76.54%

Avg for View: 76.54% (0.00%)



Unique Visitors

Dec 1, 2017 - Dec 31, 2017

9,881

% of Total: 100.00% (9,881)



Oct 31, 2017 - Nov 30, 2017

13,295

% of Total: 100.00% (13,295)



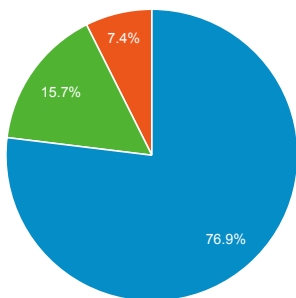
Visits and Avg. Visit Duration by Country / Territory

Country	Sessions	Avg. Session Duration
United States		
Dec 1, 2017 - Dec 31, 2017	2,446	00:01:25
Oct 31, 2017 - Nov 30, 2017	3,816	00:01:25
% Change	-35.90%	-0.61%
India		
Dec 1, 2017 - Dec 31, 2017	2,208	00:01:35
Oct 31, 2017 - Nov 30, 2017	2,761	00:01:18
% Change	-20.03%	23.00%
United Kingdom		
Dec 1, 2017 - Dec 31, 2017	514	00:01:44
Oct 31, 2017 - Nov 30, 2017	736	00:01:23
% Change	-30.16%	25.60%
Germany		
Dec 1, 2017 - Dec 31, 2017	459	00:02:24
Oct 31, 2017 - Nov 30, 2017	636	00:01:38
% Change	-27.83%	47.19%
Turkey		
Dec 1, 2017 - Dec 31, 2017	443	00:01:44
Oct 31, 2017 - Nov 30, 2017	387	00:01:27
% Change	14.47%	20.47%

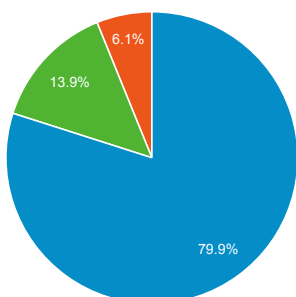
Visits by Traffic Type

■ organic ■ direct ■ referral
■ www.JSMining Statistics.com [585604]

Dec 1, 2017 - Dec 31, 2017



Oct 31, 2017 - Nov 30, 2017



Pageviews

Dec 1, 2017 - Dec 31, 2017

22,333

% of Total: 100.00% (22,333)



Oct 31, 2017 - Nov 30, 2017

28,998

% of Total: 100.00% (28,998)



Pages / Visit

Dec 1, 2017 - Dec 31, 2017

1.78

Avg for View: 1.78 (0.00%)



Oct 31, 2017 - Nov 30, 2017

1.75

Avg for View: 1.75 (0.00%)



Avg. Time on Page

Dec 1, 2017 - Dec 31, 2017

00:02:15

Avg for View: 00:02:15 (0.00%)



Oct 31, 2017 - Nov 30, 2017

00:01:57

Avg for View: 00:01:57 (0.00%)



Visits and Pageviews by Mobile

Mobile (Including Tablet)	Sessions	Pageviews
No		
Dec 1, 2017 - Dec 31, 2017	9,916	18,300
Oct 31, 2017 - Nov 30, 2017	13,577	24,591
% Change	-26.96%	-25.58%
Yes		
Dec 1, 2017 - Dec 31, 2017	2,646	4,033
Oct 31, 2017 - Nov 30, 2017	3,023	4,407
% Change	-12.47%	-8.49%

Canada

Dec 1, 2017 - Dec 31, 2017	407	00:01:34
Oct 31, 2017 - Nov 30, 2017	621	00:01:34
% Change	-34.46%	-0.68%
China		
Dec 1, 2017 - Dec 31, 2017	329	00:02:15
Oct 31, 2017 - Nov 30, 2017	287	00:02:01
% Change	14.63%	11.95%
Taiwan		
Dec 1, 2017 - Dec 31, 2017	273	00:01:09
Oct 31, 2017 - Nov 30, 2017	237	00:02:02
% Change	15.19%	-43.29%
Iran		
Dec 1, 2017 - Dec 31, 2017	254	00:03:07
Oct 31, 2017 - Nov 30, 2017	280	00:02:06
% Change	-9.29%	48.62%
France		
Dec 1, 2017 - Dec 31, 2017	241	00:02:07
Oct 31, 2017 - Nov 30, 2017	354	00:01:42
% Change	-31.92%	25.01%