

My Dashboard

Dec 1, 2016 - Dec 31, 2016
Compare to: Oct 31, 2016 - Nov 30, 2016

All Users
+0.00% Sessions

Visits

Dec 1, 2016 - Dec 31, 2016

11,819

% of Total: 100.00% (11,819)



Oct 31, 2016 - Nov 30, 2016

13,159

% of Total: 100.00% (13,159)



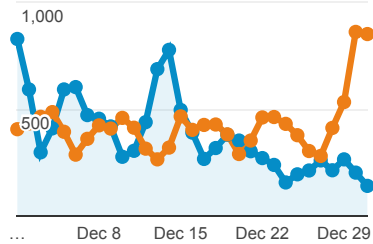
Visits

Dec 1, 2016 - Dec 31, 2016:

Sessions

Oct 31, 2016 - Nov 30, 2016:

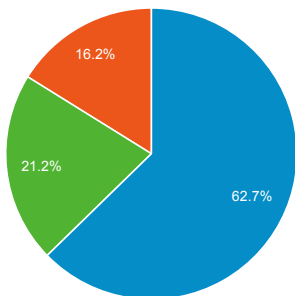
Sessions



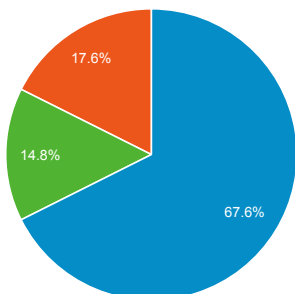
Visits by Traffic Type

organic referral direct

Dec 1, 2016 - Dec 31, 2016



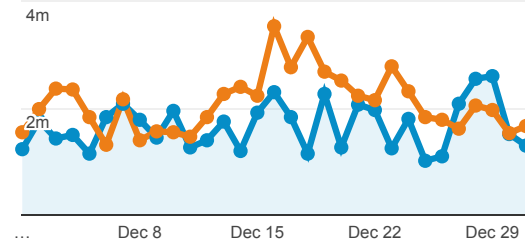
Oct 31, 2016 - Nov 30, 2016



Avg. Visit Duration

Dec 1, 2016 - Dec 31, 2016: Avg. Session Duration

Oct 31, 2016 - Nov 30, 2016: Avg. Session Duration



Visits and Avg. Visit Duration by Country / Territory

Country	Sessions	Avg. Session Duration
United States		
Dec 1, 2016 - Dec 31, 2016	2,143	00:01:28
Oct 31, 2016 - Nov 30, 2016	2,996	00:02:04
% Change	-28.47%	-29.12%
Russia		
Dec 1, 2016 - Dec 31, 2016	1,931	00:01:25
Oct 31, 2016 - Nov 30, 2016	1,107	00:05:51
% Change	74.44%	-75.64%
India		
Dec 1, 2016 - Dec 31, 2016	1,654	00:01:18
Oct 31, 2016 - Nov 30, 2016	1,631	00:01:25
% Change	1.41%	-8.56%
Canada		
Dec 1, 2016 - Dec 31, 2016	364	00:02:31
Oct 31, 2016 - Nov 30, 2016	479	00:01:33
% Change	-24.01%	61.95%
China		
Dec 1, 2016 - Dec 31, 2016	362	00:02:50
Oct 31, 2016 - Nov 30, 2016	211	00:02:47
% Change	71.56%	1.90%

% New Visits

Dec 1, 2016 - Dec 31, 2016

77.23%

Avg for View: 77.23% (0.00%)



Oct 31, 2016 - Nov 30, 2016

74.28%

Avg for View: 74.28% (0.00%)



Unique Visitors

Dec 1, 2016 - Dec 31, 2016

9,557

% of Total: 100.00% (9,557)



Oct 31, 2016 - Nov 30, 2016

10,207

% of Total: 100.00% (10,207)



Pageviews

Dec 1, 2016 - Dec 31, 2016

23,368

% of Total: 100.00% (23,368)



Oct 31, 2016 - Nov 30, 2016

26,810

% of Total: 100.00% (26,810)



Pages / Visit

Dec 1, 2016 - Dec 31, 2016

1.98

Avg for View: 1.98 (0.00%)



Oct 31, 2016 - Nov 30, 2016

2.04

Avg for View: 2.04 (0.00%)



Avg. Time on Page

Dec 1, 2016 - Dec 31, 2016

00:01:40

Avg for View: 00:01:40 (0.00%)



Oct 31, 2016 - Nov 30, 2016

00:01:59

Avg for View: 00:01:59 (0.00%)



Visits and Pageviews by Mobile

Mobile (Including Tablet)	Sessions	Pageviews			
Turkey					
			Dec 1, 2016 - Dec 31, 2016	325	00:01:05
			Oct 31, 2016 - Nov 30, 2016	257	00:01:15
No			% Change	26.46%	-12.99%
Dec 1, 2016 - Dec 31, 2016	8,169	16,999	Germany		
Oct 31, 2016 - Nov 30, 2016	10,623	22,525	Dec 1, 2016 - Dec 31, 2016	313	00:02:01
% Change	-23.10%	-24.53%	Oct 31, 2016 - Nov 30, 2016	456	00:01:28
Yes			% Change	-31.36%	38.22%
Dec 1, 2016 - Dec 31, 2016	3,650	6,369	United Kingdom		
Oct 31, 2016 - Nov 30, 2016	2,536	4,285	Dec 1, 2016 - Dec 31, 2016	303	00:01:49
% Change	43.93%	48.63%	Oct 31, 2016 - Nov 30, 2016	492	00:01:16
			% Change	-38.41%	43.57%
			Iran		
			Dec 1, 2016 - Dec 31, 2016	234	00:02:53
			Oct 31, 2016 - Nov 30, 2016	202	00:02:34
			% Change	15.84%	11.89%
			France		
			Dec 1, 2016 - Dec 31, 2016	204	00:01:40
			Oct 31, 2016 - Nov 30, 2016	276	00:01:25
			% Change	-26.09%	17.15%