

My Dashboard

Aug 1, 2019 - Aug 31, 2019
Compare to: Jul 1, 2019 - Jul 31, 2019

All Users
+0.00% Sessions

Visits

Aug 1, 2019 - Aug 31, 2019

9,392

% of Total: 100.00% (9,392)



Jul 1, 2019 - Jul 31, 2019

9,437

% of Total: 100.00% (9,437)



Visits

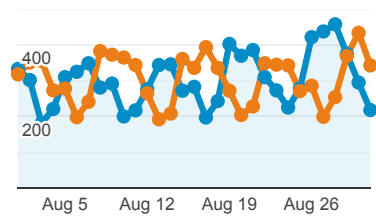
Aug 1, 2019 - Aug 31, 2019:

● Sessions

Jul 1, 2019 - Jul 31, 2019:

● Sessions

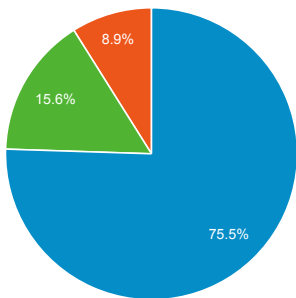
600



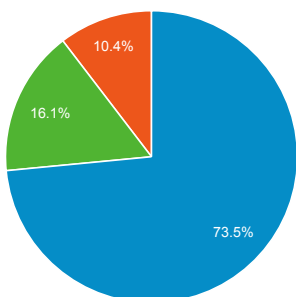
Visits by Traffic Type

■ organic ■ direct ■ referral

Aug 1, 2019 - Aug 31, 2019



Jul 1, 2019 - Jul 31, 2019



Visits and Pageviews by Mobile

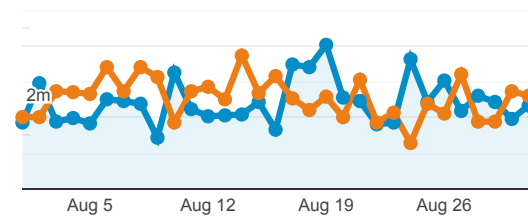
Mobile

Avg. Visit Duration

Aug 1, 2019 - Aug 31, 2019: ● Avg. Session Duration

Jul 1, 2019 - Jul 31, 2019: ● Avg. Session Duration

4m



Visits and Avg. Visit Duration by Country / Territory

| Country | Sessions | Avg. Session Duration |
|----------------------------|----------------|-----------------------|
| United States | | |
| Aug 1, 2019 - Aug 31, 2019 | 2,135 | 00:01:28 |
| Jul 1, 2019 - Jul 31, 2019 | 2,170 | 00:01:32 |
| % Change | -1.61% | -3.36% |
| India | | |
| Aug 1, 2019 - Aug 31, 2019 | 1,828 | 00:01:29 |
| Jul 1, 2019 - Jul 31, 2019 | 1,537 | 00:01:24 |
| % Change | 18.93% | 6.80% |
| China | | |
| Aug 1, 2019 - Aug 31, 2019 | 409 | 00:01:05 |
| Jul 1, 2019 - Jul 31, 2019 | 434 | 00:01:24 |
| % Change | -5.76% | -22.63% |
| United Kingdom | | |
| Aug 1, 2019 - Aug 31, 2019 | 393 | 00:01:23 |
| Jul 1, 2019 - Jul 31, 2019 | 569 | 00:01:33 |
| % Change | -30.93% | -10.75% |
| Germany | | |
| Aug 1, 2019 - Aug 31, 2019 | 324 | 00:02:17 |
| Jul 1, 2019 - Jul 31, 2019 | 448 | 00:01:40 |
| % Change | -27.68% | 36.71% |
| Japan | | |
| Aug 1, 2019 - Aug 31, 2019 | 282 | 00:00:58 |
| Jul 1, 2019 - Jul 31, 2019 | 294 | 00:00:28 |

% New Visits

Aug 1, 2019 - Aug 31, 2019

79.11%

Avg for View: 79.11% (0.00%)



Jul 1, 2019 - Jul 31, 2019

76.12%

Avg for View: 76.12% (0.00%)



Unique Visitors

Aug 1, 2019 - Aug 31, 2019

7,753

% of Total: 100.00% (7,753)



Jul 1, 2019 - Jul 31, 2019

7,584

% of Total: 100.00% (7,584)



Pageviews

Aug 1, 2019 - Aug 31, 2019

17,198

% of Total: 100.00% (17,198)



Jul 1, 2019 - Jul 31, 2019

17,173

% of Total: 100.00% (17,173)



Pages / Visit

Aug 1, 2019 - Aug 31, 2019

1.83

Avg for View: 1.83 (0.00%)



Jul 1, 2019 - Jul 31, 2019

1.82

Avg for View: 1.82 (0.00%)



Avg. Time on Page

Aug 1, 2019 - Aug 31, 2019

00:01:55

Avg for View: 00:01:55 (0.00%)



Jul 1, 2019 - Jul 31, 2019

00:02:01

Avg for View: 00:02:01 (0.00%)



| (Including Tablet) | Sessions | Pageviews | | % Change | |
|----------------------------|---------------|---------------|----------------------------|----------------|----------------|
| No | | | Australia | | |
| Aug 1, 2019 - Aug 31, 2019 | 7,278 | 14,147 | Aug 1, 2019 - Aug 31, 2019 | 255 | 00:00:59 |
| Jul 1, 2019 - Jul 31, 2019 | 7,331 | 14,079 | Jul 1, 2019 - Jul 31, 2019 | 138 | 00:01:56 |
| % Change | -0.72% | 0.48% | % Change | 84.78% | -48.69% |
| Yes | | | Canada | | |
| Aug 1, 2019 - Aug 31, 2019 | 2,114 | 3,051 | Aug 1, 2019 - Aug 31, 2019 | 207 | 00:01:14 |
| Jul 1, 2019 - Jul 31, 2019 | 2,106 | 3,094 | Jul 1, 2019 - Jul 31, 2019 | 232 | 00:01:21 |
| % Change | 0.38% | -1.39% | % Change | -10.78% | -9.07% |
| | | | Brazil | | |
| | | | Aug 1, 2019 - Aug 31, 2019 | 176 | 00:02:27 |
| | | | Jul 1, 2019 - Jul 31, 2019 | 130 | 00:02:05 |
| | | | % Change | 35.38% | 17.92% |
| | | | Nigeria | | |
| | | | Aug 1, 2019 - Aug 31, 2019 | 159 | 00:02:52 |
| | | | Jul 1, 2019 - Jul 31, 2019 | 123 | 00:03:31 |
| | | | % Change | 29.27% | -18.35% |