

My Dashboard

Aug 1, 2016 - Aug 31, 2016

Compare to: Jul 1, 2016 - Jul 31, 2016

All Users
+0.00% Sessions

Visits

Aug 1, 2016 - Aug 31, 2016

7,020

% of Total: 100.00% (7,020)



Jul 1, 2016 - Jul 31, 2016

6,084

% of Total: 100.00% (6,084)



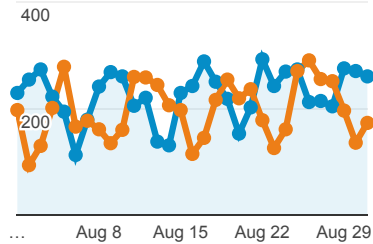
Visits

Aug 1, 2016 - Aug 31, 2016:

● Sessions

Jul 1, 2016 - Jul 31, 2016:

● Sessions



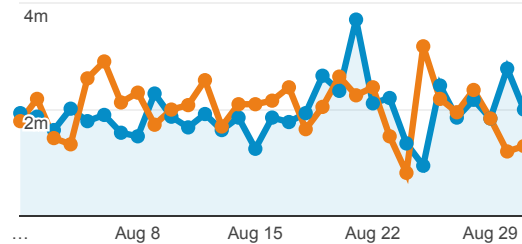
Avg. Visit Duration

Aug 1, 2016 - Aug 31, 2016:

● Avg. Session Duration

Jul 1, 2016 - Jul 31, 2016:

● Avg. Session Duration



% New Visits

Aug 1, 2016 - Aug 31, 2016

71.77%

Avg for View: 71.77% (0.00%)



Jul 1, 2016 - Jul 31, 2016

72.65%

Avg for View: 72.65% (0.00%)



Unique Visitors

Aug 1, 2016 - Aug 31, 2016

5,284

% of Total: 100.00% (5,284)



Jul 1, 2016 - Jul 31, 2016

4,660

% of Total: 100.00% (4,660)



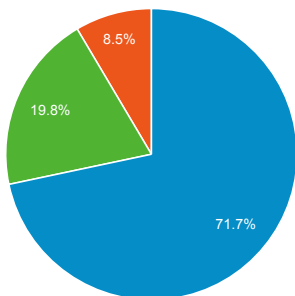
Visits and Avg. Visit Duration by Country / Territory

Country	Sessions	Avg. Session Duration
United States		
Aug 1, 2016 - Aug 31, 2016	1,525	00:01:52
Jul 1, 2016 - Jul 31, 2016	1,279	00:02:21
% Change	19.23%	-20.86%
India		
Aug 1, 2016 - Aug 31, 2016	1,004	00:01:37
Jul 1, 2016 - Jul 31, 2016	756	00:01:17
% Change	32.80%	26.46%
Germany		
Aug 1, 2016 - Aug 31, 2016	340	00:01:50
Jul 1, 2016 - Jul 31, 2016	489	00:03:50
% Change	-30.47%	-52.11%
United Kingdom		
Aug 1, 2016 - Aug 31, 2016	270	00:02:25
Jul 1, 2016 - Jul 31, 2016	267	00:02:44
% Change	1.12%	-11.22%
Malaysia		
Aug 1, 2016 - Aug 31, 2016	270	00:01:39
Jul 1, 2016 - Jul 31, 2016		

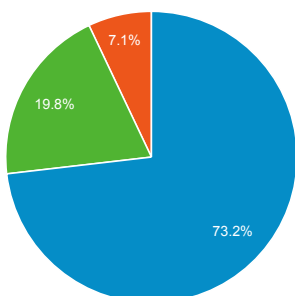
Visits by Traffic Type

■ organic ■ direct ■ referral

Aug 1, 2016 - Aug 31, 2016



Jul 1, 2016 - Jul 31, 2016



Pageviews

Aug 1, 2016 - Aug 31, 2016

14,772

% of Total: 100.00% (14,772)



Jul 1, 2016 - Jul 31, 2016

13,161

% of Total: 100.00% (13,161)



Pages / Visit

Aug 1, 2016 - Aug 31, 2016

2.10

Avg for View: 2.10 (0.00%)



Jul 1, 2016 - Jul 31, 2016

2.16

Avg for View: 2.16 (0.00%)



Avg. Time on Page

Aug 1, 2016 - Aug 31, 2016

00:01:44

Avg for View: 00:01:44 (0.00%)



Jul 1, 2016 - Jul 31, 2016

00:01:47

Avg for View: 00:01:47 (0.00%)



Visits and Pageviews by Mobile

Mobile (Including Tablet)	Sessions	Pageviews			
			Jul 1, 2016 - Jul 31, 2016	239	00:01:41
			% Change	12.97%	-2.69%
			Canada		
No			Aug 1, 2016 - Aug 31, 2016	214	00:03:39
Aug 1, 2016 - Aug 31, 2016	5,787	12,764	Jul 1, 2016 - Jul 31, 2016	225	00:01:27
Jul 1, 2016 - Jul 31, 2016	5,155	11,607	% Change	-4.89%	150.98%
% Change	12.26%	9.97%	Australia		
Yes			Aug 1, 2016 - Aug 31, 2016	198	00:01:47
Aug 1, 2016 - Aug 31, 2016	1,233	2,008	Jul 1, 2016 - Jul 31, 2016	109	00:00:59
Jul 1, 2016 - Jul 31, 2016	929	1,554	% Change	81.65%	80.18%
% Change	32.72%	29.21%	China		
			Aug 1, 2016 - Aug 31, 2016	158	00:00:47
			Jul 1, 2016 - Jul 31, 2016	119	00:01:25
			% Change	32.77%	-44.90%
			Iran		
			Aug 1, 2016 - Aug 31, 2016	157	00:03:28
			Jul 1, 2016 - Jul 31, 2016	119	00:02:51
			% Change	31.93%	21.22%
			Philippines		
			Aug 1, 2016 - Aug 31, 2016	150	00:00:45
			Jul 1, 2016 - Jul 31, 2016	89	00:01:03
			% Change	68.54%	-28.62%