

My Dashboard

Aug 1, 2014 - Aug 31, 2014

Compare to: Jul 1, 2014 - Jul 31, 2014

All Sessions +0.00%

+ Add Segment

Visits

Aug 1, 2014 - Aug 31, 2014

3,950

% of Total: 100.00% (3,950)

Jul 1, 2014 - Jul 31, 2014

4,003

% of Total: 100.00% (4,003)

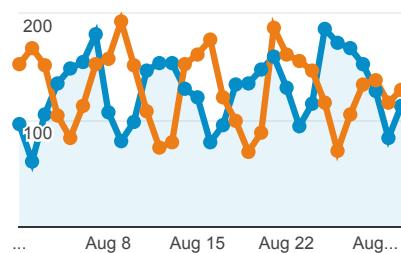
Visits

Aug 1, 2014 - Aug 31, 2014:

● Sessions

Jul 1, 2014 - Jul 31, 2014:

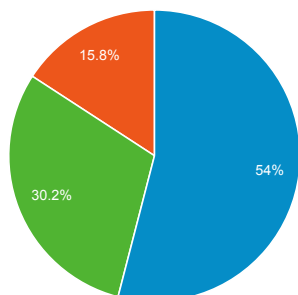
● Sessions



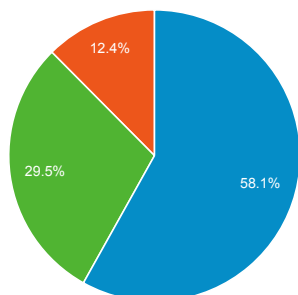
Visits by Traffic Type

■ organic ■ referral ■ direct

Aug 1, 2014 - Aug 31, 2014



Jul 1, 2014 - Jul 31, 2014



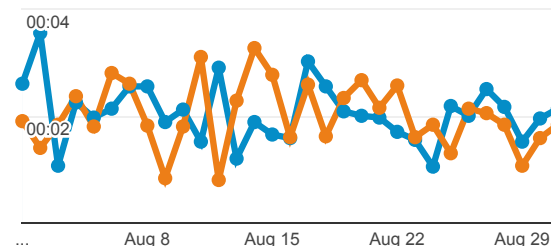
Avg. Visit Duration

Aug 1, 2014 - Aug 31, 2014:

● Avg. Session Duration

Jul 1, 2014 - Jul 31, 2014:

● Avg. Session Duration



Visits and Avg. Visit Duration by Country / Territory

Country / Territory	Sessions	Avg. Session Duration
United States		
Aug 1, 2014 - Aug 31, 2014	953	00:02:29
Jul 1, 2014 - Jul 31, 2014	906	00:03:15
% Change	5.19%	-23.83%
India		
Aug 1, 2014 - Aug 31, 2014	373	00:02:16
Jul 1, 2014 - Jul 31, 2014	319	00:02:20
% Change	16.93%	-3.22%
Germany		
Aug 1, 2014 - Aug 31, 2014	224	00:01:49
Jul 1, 2014 - Jul 31, 2014	289	00:02:10
% Change	-22.49%	-16.31%
United Kingdom		
Aug 1, 2014 - Aug 31, 2014	202	00:01:49
Jul 1, 2014 - Jul 31, 2014	152	00:02:03
% Change	32.89%	-11.51%
Brazil		
Aug 1, 2014 - Aug 31, 2014	124	00:01:52
Jul 1, 2014 - Jul 31, 2014		

% New Visits

Aug 1, 2014 - Aug 31, 2014

76.76%

Site Avg: 76.76% (0.00%)

Jul 1, 2014 - Jul 31, 2014

78.09%

Site Avg: 78.09% (0.00%)

Unique Visitors

Aug 1, 2014 - Aug 31, 2014

3,184

% of Total: 100.00% (3,184)

Jul 1, 2014 - Jul 31, 2014

3,290

% of Total: 100.00% (3,290)

Pageviews

Aug 1, 2014 - Aug 31, 2014

9,498

% of Total: 100.00% (9,498)

Jul 1, 2014 - Jul 31, 2014

8,898

% of Total: 100.00% (8,898)

Pages / Visit

Aug 1, 2014 - Aug 31, 2014

2.40

Site Avg: 2.40 (0.00%)

Jul 1, 2014 - Jul 31, 2014

2.22

Site Avg: 2.22 (0.00%)

Avg. Time on Page

Aug 1, 2014 - Aug 31, 2014

00:01:27

Site Avg: 00:01:27 (0.00%)

Jul 1, 2014 - Jul 31, 2014

00:01:37

Site Avg: 00:01:37 (0.00%)

Visits and Pageviews by Mobile

Mobile (Including Tablet)	Sessions	Pageviews			
			% Change	-15.65%	32.37%
			China		
No			Aug 1, 2014 - Aug 31, 2014	120	00:02:33
Aug 1, 2014 - Aug 31, 2014	3,620	8,774	Jul 1, 2014 - Jul 31, 2014	143	00:02:17
Jul 1, 2014 - Jul 31, 2014	3,706	8,341	% Change	-16.08%	11.36%
% Change	-2.32%	5.19%	Australia		
Yes			Aug 1, 2014 - Aug 31, 2014	117	00:00:44
Aug 1, 2014 - Aug 31, 2014	330	724	Jul 1, 2014 - Jul 31, 2014	71	00:02:02
Jul 1, 2014 - Jul 31, 2014	297	557	% Change	64.79%	-64.30%
% Change	11.11%	29.98%	Canada		
			Aug 1, 2014 - Aug 31, 2014	114	00:01:24
			Jul 1, 2014 - Jul 31, 2014	169	00:01:30
			% Change	-32.54%	-6.68%
			Philippines		
			Aug 1, 2014 - Aug 31, 2014	93	00:01:28
			Jul 1, 2014 - Jul 31, 2014	83	00:01:03
			% Change	12.05%	40.18%
			France		
			Aug 1, 2014 - Aug 31, 2014	91	00:02:48
			Jul 1, 2014 - Jul 31, 2014	136	00:01:55
			% Change	-33.09%	46.42%