

My Dashboard

Apr 1, 2023 - Apr 30, 2023
Compare to: Mar 1, 2023 - Mar 31, 2023

All Users
+0.00% Sessions

Visits

Apr 1, 2023 - Apr 30, 2023

5,931

% of Total: 100.00% (5,931)

Mar 1, 2023 - Mar 31, 2023

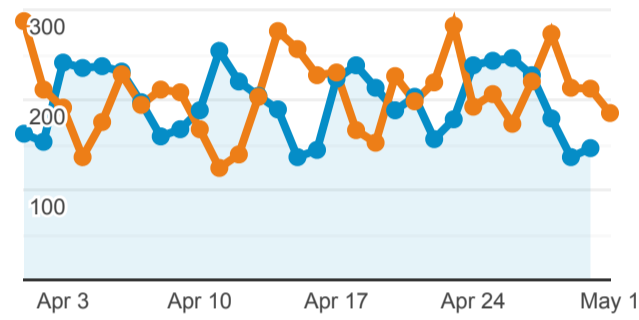
6,380

% of Total: 100.00% (6,380)

Visits

Apr 1, 2023 - Apr 30, 2023: Sessions

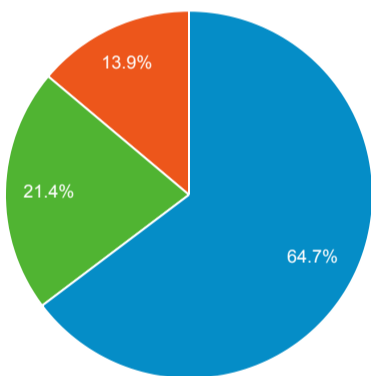
Mar 1, 2023 - Mar 31, 2023: Sessions



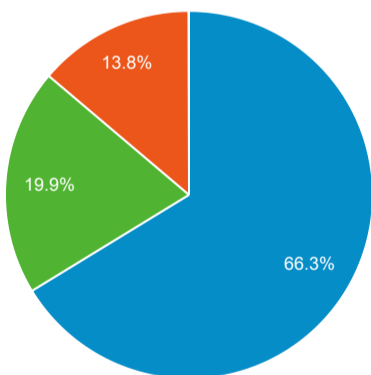
Visits by Traffic Type

organic direct referral social

Apr 1, 2023 - Apr 30, 2023



Mar 1, 2023 - Mar 31, 2023



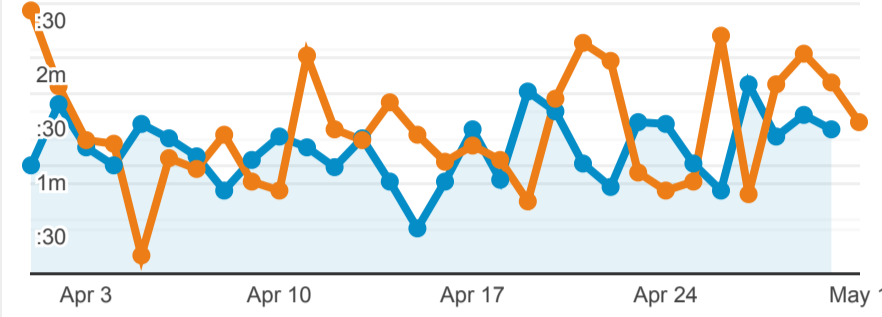
Visits and Pageviews by Mobile

| Mobile (Including Tablet) | Sessions | Pageviews |
|----------------------------|----------------|----------------|
| No | | |
| Apr 1, 2023 - Apr 30, 2023 | 4,563 | 7,105 |
| Mar 1, 2023 - Mar 31, 2023 | 4,720 | 7,849 |
| % Change | -3.33% | -9.48% |
| Yes | | |
| Apr 1, 2023 - Apr 30, 2023 | 1,368 | 1,737 |
| Mar 1, 2023 - Mar 31, 2023 | 1,660 | 2,085 |
| % Change | -17.59% | -16.69% |

Avg. Visit Duration

Apr 1, 2023 - Apr 30, 2023: Avg. Session Duration

Mar 1, 2023 - Mar 31, 2023: Avg. Session Duration



Visits and Avg. Visit Duration by Country / Territory

| Country | Sessions | Avg. Session Duration |
|----------------------------|----------------|-----------------------|
| United States | | |
| Apr 1, 2023 - Apr 30, 2023 | 1,142 | 00:01:04 |
| Mar 1, 2023 - Mar 31, 2023 | 1,095 | 00:01:04 |
| % Change | 4.29% | -0.74% |
| India | | |
| Apr 1, 2023 - Apr 30, 2023 | 1,141 | 00:01:29 |
| Mar 1, 2023 - Mar 31, 2023 | 1,266 | 00:01:37 |
| % Change | -9.87% | -8.64% |
| China | | |
| Apr 1, 2023 - Apr 30, 2023 | 514 | 00:00:18 |
| Mar 1, 2023 - Mar 31, 2023 | 440 | 00:00:50 |
| % Change | 16.82% | -64.38% |
| Germany | | |
| Apr 1, 2023 - Apr 30, 2023 | 238 | 00:00:54 |
| Mar 1, 2023 - Mar 31, 2023 | 278 | 00:01:04 |
| % Change | -14.39% | -15.44% |
| United Kingdom | | |
| Apr 1, 2023 - Apr 30, 2023 | 195 | 00:02:09 |
| Mar 1, 2023 - Mar 31, 2023 | 220 | 00:01:48 |
| % Change | -11.36% | 18.99% |
| Canada | | |
| Apr 1, 2023 - Apr 30, 2023 | 156 | 00:01:12 |
| Mar 1, 2023 - Mar 31, 2023 | 181 | 00:00:35 |
| % Change | -13.81% | 105.53% |
| Türkiye | | |
| Apr 1, 2023 - Apr 30, 2023 | 140 | 00:02:10 |
| Mar 1, 2023 - Mar 31, 2023 | 132 | 00:02:15 |
| % Change | 6.06% | -4.15% |
| France | | |
| Apr 1, 2023 - Apr 30, 2023 | 133 | 00:00:49 |
| Mar 1, 2023 - Mar 31, 2023 | 165 | 00:02:03 |
| % Change | -19.39% | -60.08% |
| Australia | | |
| Apr 1, 2023 - Apr 30, 2023 | 99 | 00:00:47 |
| Mar 1, 2023 - Mar 31, 2023 | 76 | 00:00:56 |
| % Change | 30.26% | -15.39% |
| Italy | | |

% New Visits

Apr 1, 2023 - Apr 30, 2023

78.23%

Avg for View: 78.23% (0.00%)

Mar 1, 2023 - Mar 31, 2023

77.01%

Avg for View: 77.01% (0.00%)

Unique Visitors

Apr 1, 2023 - Apr 30, 2023

4,841

% of Total: 100.00% (4,841)

Mar 1, 2023 - Mar 31, 2023

5,110

% of Total: 100.00% (5,110)

Pageviews

Apr 1, 2023 - Apr 30, 2023

8,842

% of Total: 100.00% (8,842)

Mar 1, 2023 - Mar 31, 2023

9,934

% of Total: 100.00% (9,934)

Pages / Visit

Apr 1, 2023 - Apr 30, 2023

1.49

Avg for View: 1.49 (0.00%)

Mar 1, 2023 - Mar 31, 2023

1.56

Avg for View: 1.56 (0.00%)

Avg. Time on Page

Apr 1, 2023 - Apr 30, 2023

00:02:22

Avg for View: 00:02:22 (0.00%)

Mar 1, 2023 - Mar 31, 2023

00:02:24

Avg for View: 00:02:24 (0.00%)

| | | |
|----------------------------|----------------|---------------|
| Apr 1, 2023 - Apr 30, 2023 | 97 | 00:01:25 |
| Mar 1, 2023 - Mar 31, 2023 | 112 | 00:01:32 |
| % Change | -13.39% | -7.37% |