

My Dashboard

Apr 1, 2021 - Apr 30, 2021
Compare to: Mar 2, 2021 - Mar 31, 2021

All Users
+0.00% Sessions

Visits

Apr 1, 2021 - Apr 30, 2021

17,241

% of Total: 100.00% (17,241)



Mar 2, 2021 - Mar 31, 2021

16,991

% of Total: 100.00% (16,991)



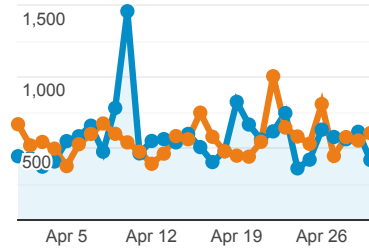
Visits and Visits

Apr 1, 2021 - Apr 30, 2021:

● Sessions

Mar 2, 2021 - Mar 31, 2021:

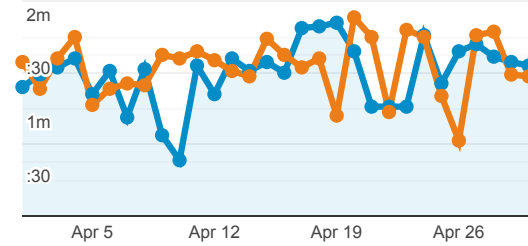
● Sessions



Avg. Visit Duration

Apr 1, 2021 - Apr 30, 2021: ● Avg. Session Duration

Mar 2, 2021 - Mar 31, 2021: ● Avg. Session Duration



Browser

Browser	Pageviews
Chrome	
Apr 1, 2021 - Apr 30, 2021	21,243
Mar 2, 2021 - Mar 31, 2021	20,996
% Change	1.18%
Safari	
Apr 1, 2021 - Apr 30, 2021	2,844
Mar 2, 2021 - Mar 31, 2021	2,709
% Change	4.98%
Firefox	
Apr 1, 2021 - Apr 30, 2021	1,560
Mar 2, 2021 - Mar 31, 2021	1,847
% Change	-15.54%
Edge	
Apr 1, 2021 - Apr 30, 2021	1,553
Mar 2, 2021 - Mar 31, 2021	1,446
% Change	7.40%
Opera	
Apr 1, 2021 - Apr 30, 2021	535
Mar 2, 2021 - Mar 31, 2021	483
% Change	10.77%
Samsung Internet	
Apr 1, 2021 - Apr 30, 2021	299
Mar 2, 2021 - Mar 31, 2021	194
% Change	54.12%
UC Browser	
Apr 1, 2021 - Apr 30, 2021	207
Mar 2, 2021 - Mar 31, 2021	206
% Change	0.49%
Internet Explorer	
Apr 1, 2021 - Apr 30, 2021	143
Mar 2, 2021 - Mar 31, 2021	105
% Change	36.19%
Android Webview	
Apr 1, 2021 - Apr 30, 2021	127
Mar 2, 2021 - Mar 31, 2021	82
% Change	54.88%

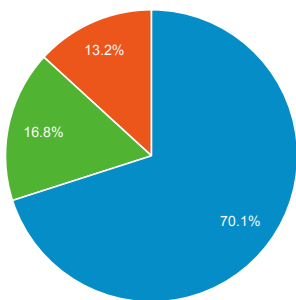
Visits and Avg. Visit Duration by Country / Territory

Country	Sessions	Avg. Session Duration
India		
Apr 1, 2021 - Apr 30, 2021	4,249	00:01:16
Mar 2, 2021 - Mar 31, 2021	4,534	00:01:11
% Change	-6.29%	7.24%
United States		
Apr 1, 2021 - Apr 30, 2021	3,220	00:01:06
Mar 2, 2021 - Mar 31, 2021	3,383	00:01:12
% Change	-4.82%	-8.16%
China		
Apr 1, 2021 - Apr 30, 2021	1,176	00:00:39
Mar 2, 2021 - Mar 31, 2021	1,162	00:00:47
% Change	1.20%	-18.10%
Germany		
Apr 1, 2021 - Apr 30, 2021	539	00:01:53
Mar 2, 2021 - Mar 31, 2021	423	00:01:22
% Change	27.42%	38.87%
United Kingdom		
Apr 1, 2021 - Apr 30, 2021	436	00:00:53
Mar 2, 2021 - Mar 31, 2021	494	00:01:03
% Change	-11.74%	-16.01%
Canada		

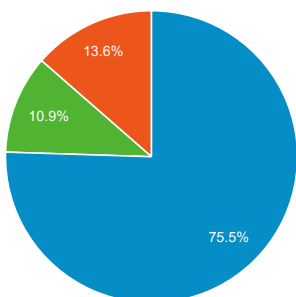
Visits by Traffic Type

■ organic ■ referral ■ direct

Apr 1, 2021 - Apr 30, 2021



Mar 2, 2021 - Mar 31, 2021



Visits and Pageviews by Mobile

Mobile

(Including Tablet) Sessions Pageviews

No		
Apr 1, 2021 - Apr 30, 2021	11,965	21,035
Mar 2, 2021 - Mar 31, 2021	11,874	21,275
% Change	0.77%	-1.13%
Yes		
Apr 1, 2021 - Apr 30, 2021	5,276	7,725
Mar 2, 2021 - Mar 31, 2021	5,117	7,041
% Change	3.11%	9.71%

Apr 1, 2021 - Apr 30, 2021	404	00:01:28
Mar 2, 2021 - Mar 31, 2021	417	00:01:20
% Change	-3.12%	9.86%
Turkey		
Apr 1, 2021 - Apr 30, 2021	374	00:01:03
Mar 2, 2021 - Mar 31, 2021	473	00:02:17
% Change	-20.93%	-53.78%
Philippines		
Apr 1, 2021 - Apr 30, 2021	263	00:01:32
Mar 2, 2021 - Mar 31, 2021	189	00:01:52
% Change	39.15%	-17.35%
Malaysia		
Apr 1, 2021 - Apr 30, 2021	240	00:01:27
Mar 2, 2021 - Mar 31, 2021	178	00:02:01
% Change	34.83%	-27.92%
South Korea		
Apr 1, 2021 - Apr 30, 2021	238	00:00:40
Mar 2, 2021 - Mar 31, 2021	149	00:01:02
% Change	59.73%	-35.48%

Mozilla Compatible Agent	
Apr 1, 2021 - Apr 30, 2021	124
Mar 2, 2021 - Mar 31, 2021	138
% Change	-10.14%

