

My Dashboard

Apr 1, 2017 - Apr 30, 2017
Compare to: Mar 2, 2017 - Mar 31, 2017

All Users
+0.00% Sessions

Visits

Apr 1, 2017 - Apr 30, 2017

11,713

% of Total: 100.00% (11,713)

Mar 2, 2017 - Mar 31, 2017

11,805

% of Total: 100.00% (11,805)

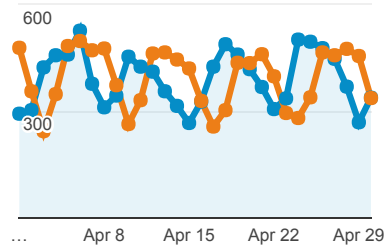
Visits

Apr 1, 2017 - Apr 30, 2017:

Sessions

Mar 2, 2017 - Mar 31, 2017:

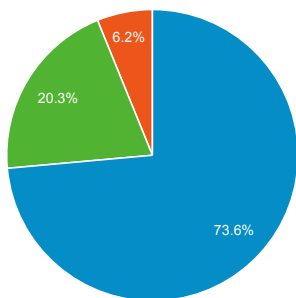
Sessions



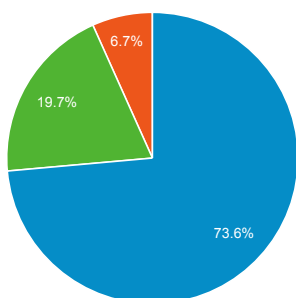
Visits by Traffic Type

organic direct referral twitter

Apr 1, 2017 - Apr 30, 2017



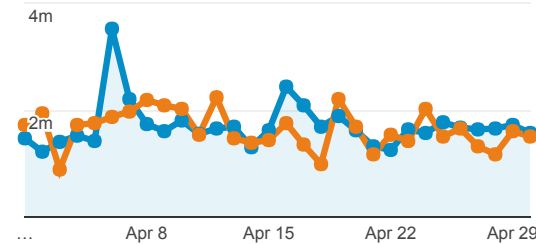
Mar 2, 2017 - Mar 31, 2017



Avg. Visit Duration

Apr 1, 2017 - Apr 30, 2017: Avg. Session Duration

Mar 2, 2017 - Mar 31, 2017: Avg. Session Duration



Visits and Avg. Visit Duration by Country / Territory

Country	Sessions	Avg. Session Duration
United States		
Apr 1, 2017 - Apr 30, 2017	2,767	00:02:10
Mar 2, 2017 - Mar 31, 2017	2,674	00:01:52
% Change	3.48%	15.83%
India		
Apr 1, 2017 - Apr 30, 2017	1,916	00:01:16
Mar 2, 2017 - Mar 31, 2017	1,609	00:01:18
% Change	19.08%	-2.34%
China		
Apr 1, 2017 - Apr 30, 2017	449	00:01:20
Mar 2, 2017 - Mar 31, 2017	322	00:01:55
% Change	39.44%	-30.36%
United Kingdom		
Apr 1, 2017 - Apr 30, 2017	444	00:01:28
Mar 2, 2017 - Mar 31, 2017	556	00:01:24
% Change	-20.14%	4.88%
Germany		
Apr 1, 2017 - Apr 30, 2017	381	00:01:29
Mar 2, 2017 - Mar 31, 2017	339	00:02:03
% Change	12.39%	-28.04%

% New Visits

Apr 1, 2017 - Apr 30, 2017

76.31%

Avg for View: 76.31% (0.00%)

Mar 2, 2017 - Mar 31, 2017

75.40%

Avg for View: 75.40% (0.00%)

Unique Visitors

Apr 1, 2017 - Apr 30, 2017

9,412

% of Total: 100.00% (9,412)

Mar 2, 2017 - Mar 31, 2017

9,358

% of Total: 100.00% (9,358)

Pageviews

Apr 1, 2017 - Apr 30, 2017

22,171

% of Total: 100.00% (22,171)

Mar 2, 2017 - Mar 31, 2017

22,268

% of Total: 100.00% (22,268)

Pages / Visit

Apr 1, 2017 - Apr 30, 2017

1.89

Avg for View: 1.89 (0.00%)

Mar 2, 2017 - Mar 31, 2017

1.89

Avg for View: 1.89 (0.00%)

Avg. Time on Page

Apr 1, 2017 - Apr 30, 2017

00:01:55

Avg for View: 00:01:55 (0.00%)

Mar 2, 2017 - Mar 31, 2017

00:01:50

Avg for View: 00:01:50 (0.00%)

Visits and Pageviews by Mobile

Mobile (Including Tablet)	Sessions	Pageviews			
Canada					
			Apr 1, 2017 - Apr 30, 2017	359	00:01:20
			Mar 2, 2017 - Mar 31, 2017	579	00:01:50
No			% Change	-38.00%	-27.05%
Apr 1, 2017 - Apr 30, 2017	9,460	18,999	Turkey		
Mar 2, 2017 - Mar 31, 2017	9,783	19,150	Apr 1, 2017 - Apr 30, 2017	305	00:01:24
% Change	-3.30%	-0.79%	Mar 2, 2017 - Mar 31, 2017	272	00:02:34
Yes			% Change	12.13%	-45.12%
Apr 1, 2017 - Apr 30, 2017	2,253	3,172	France		
Mar 2, 2017 - Mar 31, 2017	2,022	3,118	Apr 1, 2017 - Apr 30, 2017	259	00:01:42
% Change	11.42%	1.73%	Mar 2, 2017 - Mar 31, 2017	280	00:01:28
			% Change	-7.50%	15.89%
			Australia		
			Apr 1, 2017 - Apr 30, 2017	186	00:02:10
			Mar 2, 2017 - Mar 31, 2017	209	00:01:30
			% Change	-11.00%	44.55%
			Brazil		
			Apr 1, 2017 - Apr 30, 2017	173	00:01:44
			Mar 2, 2017 - Mar 31, 2017	252	00:01:12
			% Change	-31.35%	45.37%