

**My Dashboard**

Jan 1, 2022 - Dec 31, 2022  
Compare to: Jan 1, 2021 - Dec 31, 2021

All Users  
+0.00% Sessions

**Visits**

Jan 1, 2022 - Dec 31, 2022

**102,343**

% of Total: 100.00% (102,343)



Jan 1, 2021 - Dec 31, 2021

**178,081**

% of Total: 100.00% (178,081)

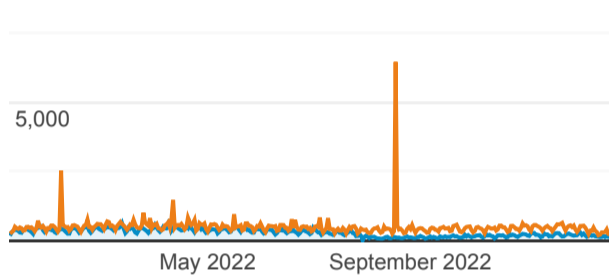


**Visits**

Jan 1, 2022 - Dec 31, 2022: Sessions

Jan 1, 2021 - Dec 31, 2021: Sessions

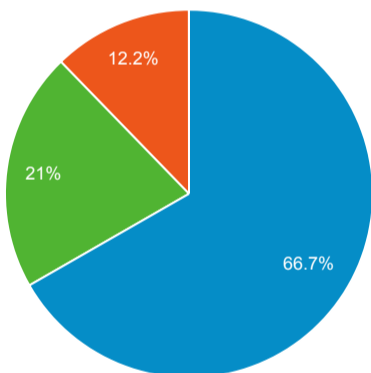
10,000



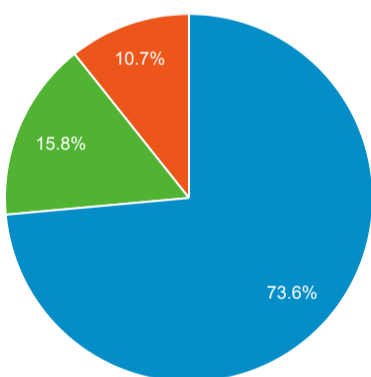
**Visits by Traffic Type**

organic direct referral social  
(not set) Other

Jan 1, 2022 - Dec 31, 2022



Jan 1, 2021 - Dec 31, 2021



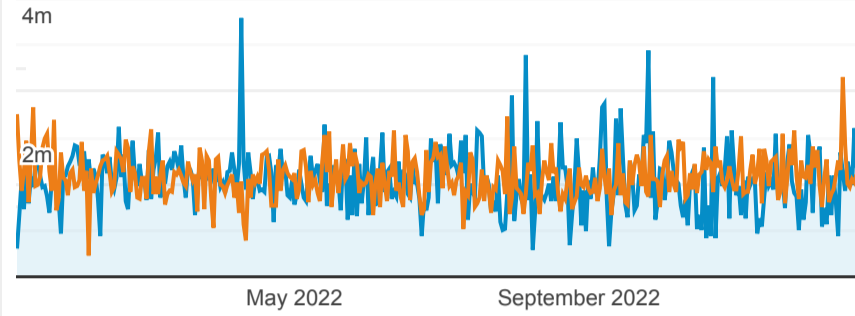
**Visits and Pageviews by Mobile**

Mobile (Including Tablet)	Sessions	Pageviews
No		
Jan 1, 2022 - Dec 31, 2022	75,326	132,804
Jan 1, 2021 - Dec 31, 2021	122,470	217,784
<b>% Change</b>	<b>-38.49%</b>	<b>-39.02%</b>
Yes		
Jan 1, 2022 - Dec 31, 2022	27,017	36,442
Jan 1, 2021 - Dec 31, 2021	55,611	76,586
<b>% Change</b>	<b>-51.42%</b>	<b>-52.42%</b>

**Avg. Visit Duration**

Jan 1, 2022 - Dec 31, 2022: Avg. Session Duration

Jan 1, 2021 - Dec 31, 2021: Avg. Session Duration



**Visits and Avg. Visit Duration by Country / Territory**

Country	Sessions	Avg. Session Duration
<b>India</b>		
Jan 1, 2022 - Dec 31, 2022	20,212	00:01:24
Jan 1, 2021 - Dec 31, 2021	47,561	00:01:19
<b>% Change</b>	<b>-57.50%</b>	<b>6.78%</b>
<b>United States</b>		
Jan 1, 2022 - Dec 31, 2022	18,551	00:01:20
Jan 1, 2021 - Dec 31, 2021	30,093	00:01:13
<b>% Change</b>	<b>-38.35%</b>	<b>9.79%</b>
<b>China</b>		
Jan 1, 2022 - Dec 31, 2022	10,471	00:00:44
Jan 1, 2021 - Dec 31, 2021	14,936	00:00:37
<b>% Change</b>	<b>-29.89%</b>	<b>18.88%</b>
<b>Germany</b>		
Jan 1, 2022 - Dec 31, 2022	3,758	00:01:38
Jan 1, 2021 - Dec 31, 2021	5,385	00:01:53
<b>% Change</b>	<b>-30.21%</b>	<b>-13.82%</b>
<b>United Kingdom</b>		
Jan 1, 2022 - Dec 31, 2022	3,068	00:01:26
Jan 1, 2021 - Dec 31, 2021	4,793	00:01:21
<b>% Change</b>	<b>-35.99%</b>	<b>7.07%</b>
<b>Canada</b>		
Jan 1, 2022 - Dec 31, 2022	2,621	00:01:09
Jan 1, 2021 - Dec 31, 2021	3,761	00:01:24
<b>% Change</b>	<b>-30.31%</b>	<b>-17.68%</b>
<b>Turkey</b>		
Jan 1, 2022 - Dec 31, 2022	2,094	00:01:35
Jan 1, 2021 - Dec 31, 2021	3,987	00:01:49
<b>% Change</b>	<b>-47.48%</b>	<b>-12.71%</b>
<b>France</b>		
Jan 1, 2022 - Dec 31, 2022	1,846	00:01:22
Jan 1, 2021 - Dec 31, 2021	2,343	00:01:38
<b>% Change</b>	<b>-21.21%</b>	<b>-15.95%</b>
<b>Italy</b>		
Jan 1, 2022 - Dec 31, 2022	1,555	00:01:32
Jan 1, 2021 - Dec 31, 2021	2,154	00:01:26
<b>% Change</b>	<b>-27.81%</b>	<b>6.65%</b>
<b>Australia</b>		

**% New Visits**

Jan 1, 2022 - Dec 31, 2022

**78.59%**

Avg for View: 78.59% (0.00%)



Jan 1, 2021 - Dec 31, 2021

**79.23%**

Avg for View: 79.23% (0.00%)



**Unique Visitors**

Jan 1, 2022 - Dec 31, 2022

**81,118**

% of Total: 100.00% (81,118)



Jan 1, 2021 - Dec 31, 2021

**141,304**

% of Total: 100.00% (141,304)



**Pageviews**

Jan 1, 2022 - Dec 31, 2022

**169,246**

% of Total: 100.00% (169,246)



Jan 1, 2021 - Dec 31, 2021

**294,370**

% of Total: 100.00% (294,370)



**Pages / Visit**

Jan 1, 2022 - Dec 31, 2022

**1.65**

Avg for View: 1.65 (0.00%)



Jan 1, 2021 - Dec 31, 2021

**1.65**

Avg for View: 1.65 (0.00%)



**Avg. Time on Page**

Jan 1, 2022 - Dec 31, 2022

**00:02:09**

Avg for View: 00:02:09 (0.00%)



Jan 1, 2021 - Dec 31, 2021

**00:02:07**

Avg for View: 00:02:07 (0.00%)



Jan 1, 2022 - Dec 31, 2022	1,466	00:01:57
Jan 1, 2021 - Dec 31, 2021	1,669	00:01:23
<b>% Change</b>	<b>-12.16%</b>	<b>40.19%</b>