

My Dashboard

Jan 1, 2015 - Jun 30, 2015
Compare to: Jan 1, 2014 - Jun 30, 2014

All Sessions
+0.00%

Visits

Jan 1, 2015 - Jun 30, 2015

51,089

% of Total: 100.00% (51,089)



Jan 1, 2014 - Jun 30, 2014

47,198

% of Total: 100.00% (47,198)



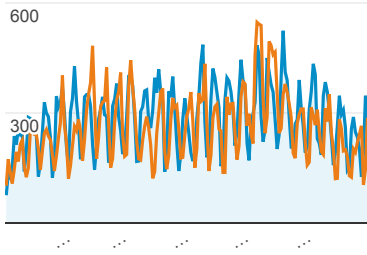
Visits and Visits

Jan 1, 2015 - Jun 30, 2015:

● Sessions

Jan 1, 2014 - Jun 30, 2014:

● Sessions



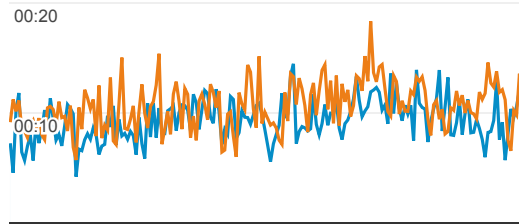
Avg. Visit Duration

Jan 1, 2015 - Jun 30, 2015:

● Avg. Session Duration

Jan 1, 2014 - Jun 30, 2014:

● Avg. Session Duration



% New Visits

Jan 1, 2015 - Jun 30, 2015

45.50%

Avg for View: 45.50% (0.00%)



Jan 1, 2014 - Jun 30, 2014

43.32%

Avg for View: 43.32% (0.00%)



Unique Visitors

Jan 1, 2015 - Jun 30, 2015

23,878

% of Total: 100.00% (23,878)



Jan 1, 2014 - Jun 30, 2014

21,085

% of Total: 100.00% (21,085)



Pageviews

Jan 1, 2015 - Jun 30, 2015

234,671

% of Total: 100.00% (234,671)



Jan 1, 2014 - Jun 30, 2014

240,650

% of Total: 100.00% (240,650)



Pages / Visit

Jan 1, 2015 - Jun 30, 2015

4.59

Avg for View: 4.59 (0.00%)



Jan 1, 2014 - Jun 30, 2014

5.10

Avg for View: 5.10 (0.00%)



Avg. Time on Page

Jan 1, 2015 - Jun 30, 2015

00:02:37

Avg for View: 00:02:37 (0.00%)



Jan 1, 2014 - Jun 30, 2014

00:02:37

Avg for View: 00:02:37 (0.00%)



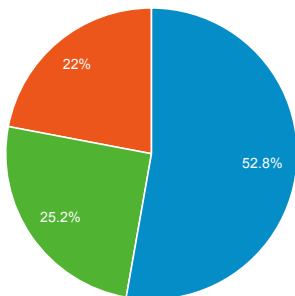
Visits and Avg. Visit Duration by Country / Territory

Country	Sessions	Avg. Session Duration
United States		
Jan 1, 2015 - Jun 30, 2015	12,205	00:09:04
Jan 1, 2014 - Jun 30, 2014	14,578	00:11:35
% Change	-16.28%	-21.71%
Colombia		
Jan 1, 2015 - Jun 30, 2015	4,815	00:15:11
Jan 1, 2014 - Jun 30, 2014	3,035	00:15:50
% Change	58.65%	-4.15%
Spain		
Jan 1, 2015 - Jun 30, 2015	3,191	00:11:34
Jan 1, 2014 - Jun 30, 2014	2,026	00:11:55
% Change	57.50%	-3.01%
Germany		
Jan 1, 2015 - Jun 30, 2015	2,590	00:06:00
Jan 1, 2014 - Jun 30, 2014	2,706	00:09:19
% Change	-4.29%	-35.59%
United Kingdom		
Jan 1, 2015 - Jun 30, 2015	1,894	00:11:45
Jan 1, 2014 - Jun 30, 2014		

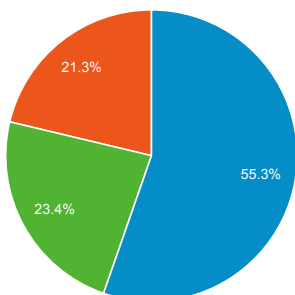
Visits by Traffic Type

■ organic ■ direct ■ referral

Jan 1, 2015 - Jun 30, 2015



Jan 1, 2014 - Jun 30, 2014



Visits and Pageviews by Mobile

Mobile (Including Tablet)	Sessions	Pageviews			
			Jan 1, 2014 - Jun 30, 2014	1,416	00:09:41
			% Change	33.76%	21.33%
			Canada		
No			Jan 1, 2015 - Jun 30, 2015	1,866	00:09:17
Jan 1, 2015 - Jun 30, 2015	48,057	228,948	Jan 1, 2014 - Jun 30, 2014	1,296	00:07:30
Jan 1, 2014 - Jun 30, 2014	45,598	237,851	% Change	43.98%	23.79%
% Change	5.39%	-3.74%	France		
Yes			Jan 1, 2015 - Jun 30, 2015	1,814	00:08:23
Jan 1, 2015 - Jun 30, 2015	3,032	5,723	Jan 1, 2014 - Jun 30, 2014	1,021	00:06:44
Jan 1, 2014 - Jun 30, 2014	1,600	2,799	% Change	77.67%	24.47%
% Change	89.50%	104.47%	India		
			Jan 1, 2015 - Jun 30, 2015	1,609	00:06:28
			Jan 1, 2014 - Jun 30, 2014	1,797	00:12:43
			% Change	-10.46%	-49.19%
			Italy		
			Jan 1, 2015 - Jun 30, 2015	1,573	00:10:00
			Jan 1, 2014 - Jun 30, 2014	1,453	00:09:01
			% Change	8.26%	10.98%
			Chile		
			Jan 1, 2015 - Jun 30, 2015	1,427	00:09:24
			Jan 1, 2014 - Jun 30, 2014	974	00:13:49
			% Change	46.51%	-31.92%