

My Dashboard

Jan 1, 2015 - Jun 30, 2015

Compare to: Jan 1, 2014 - Jun 30, 2014

All Sessions
+0.00%

Visits

Jan 1, 2015 - Jun 30, 2015

40,023

% of Total: 100.00% (40,023)



Jan 1, 2014 - Jun 30, 2014

29,028

% of Total: 100.00% (29,028)



Visits

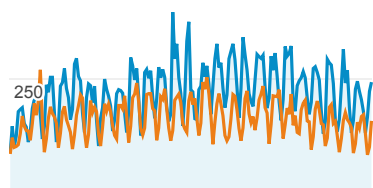
Jan 1, 2015 - Jun 30, 2015:

● Sessions

Jan 1, 2014 - Jun 30, 2014:

● Sessions

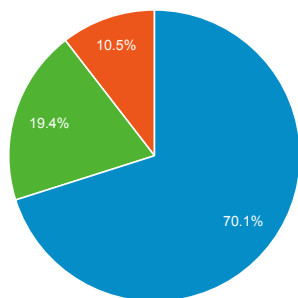
500



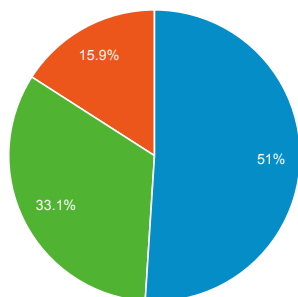
Visits by Traffic Type

■ organic ■ referral ■ direct

Jan 1, 2015 - Jun 30, 2015



Jan 1, 2014 - Jun 30, 2014



Avg. Visit Duration

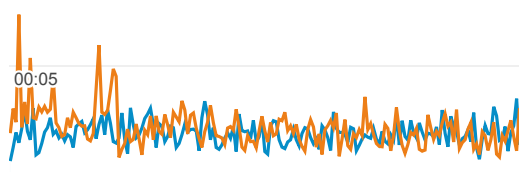
Jan 1, 2015 - Jun 30, 2015:

● Avg. Session Duration

Jan 1, 2014 - Jun 30, 2014:

● Avg. Session Duration

00:10



% New Visits

Jan 1, 2015 - Jun 30, 2015

76.34%

Avg for View: 76.34% (0.00%)



Jan 1, 2014 - Jun 30, 2014

78.35%

Avg for View: 78.35% (0.00%)



Unique Visitors

Jan 1, 2015 - Jun 30, 2015

30,928

% of Total: 100.00% (30,928)



Jan 1, 2014 - Jun 30, 2014

23,054

% of Total: 100.00% (23,054)



Pageviews

Jan 1, 2015 - Jun 30, 2015

87,650

% of Total: 100.00% (87,650)



Jan 1, 2014 - Jun 30, 2014

68,881

% of Total: 100.00% (68,881)



Pages / Visit

Jan 1, 2015 - Jun 30, 2015

2.19

Avg for View: 2.19 (0.00%)



Jan 1, 2014 - Jun 30, 2014

2.37

Avg for View: 2.37 (0.00%)



Avg. Time on Page

Jan 1, 2015 - Jun 30, 2015

00:01:37

Avg for View: 00:01:37 (0.00%)



Jan 1, 2014 - Jun 30, 2014

00:01:36

Avg for View: 00:01:36 (0.00%)



Visits and Avg. Visit Duration by Country / Territory

Country	Sessions	Avg. Session Duration
United States		
Jan 1, 2015 - Jun 30, 2015	9,434	00:02:12
Jan 1, 2014 - Jun 30, 2014	7,275	00:03:12
% Change	29.68%	-31.20%
India		
Jan 1, 2015 - Jun 30, 2015	4,753	00:01:32
Jan 1, 2014 - Jun 30, 2014	2,287	00:01:46
% Change	107.83%	-13.43%
Germany		
Jan 1, 2015 - Jun 30, 2015	1,710	00:02:21
Jan 1, 2014 - Jun 30, 2014	1,483	00:01:51
% Change	15.31%	26.67%
United Kingdom		
Jan 1, 2015 - Jun 30, 2015	1,569	00:01:43
Jan 1, 2014 - Jun 30, 2014	1,226	00:01:25
% Change	27.98%	21.77%
Canada		
Jan 1, 2015 - Jun 30, 2015	1,297	00:01:40
Jan 1, 2014 - Jun 30, 2014	1,297	00:01:40
% Change	0.00%	0.00%

Visits and Pageviews by Mobile

Mobile (Including Tablet)	Sessions	Pageviews			
			Jan 1, 2014 - Jun 30, 2014	1,074	00:01:58
			% Change	20.76%	-15.82%
			France		
No			Jan 1, 2015 - Jun 30, 2015	976	00:02:32
Jan 1, 2015 - Jun 30, 2015	35,499	80,053	Jan 1, 2014 - Jun 30, 2014	862	00:02:24
Jan 1, 2014 - Jun 30, 2014	26,795	64,894	% Change	13.23%	5.15%
% Change	32.48%	23.36%	Brazil		
Yes			Jan 1, 2015 - Jun 30, 2015	934	00:02:06
Jan 1, 2015 - Jun 30, 2015	4,524	7,597	Jan 1, 2014 - Jun 30, 2014	785	00:02:01
Jan 1, 2014 - Jun 30, 2014	2,233	3,987	% Change	18.98%	4.20%
% Change	102.60%	90.54%	Turkey		
			Jan 1, 2015 - Jun 30, 2015	784	00:02:02
			Jan 1, 2014 - Jun 30, 2014	545	00:01:51
			% Change	43.85%	10.19%
			Iran		
			Jan 1, 2015 - Jun 30, 2015	763	00:02:16
			Jan 1, 2014 - Jun 30, 2014	513	00:01:39
			% Change	48.73%	36.87%
			Australia		
			Jan 1, 2015 - Jun 30, 2015	685	00:02:14
			Jan 1, 2014 - Jun 30, 2014	412	00:01:56
			% Change	66.26%	16.09%